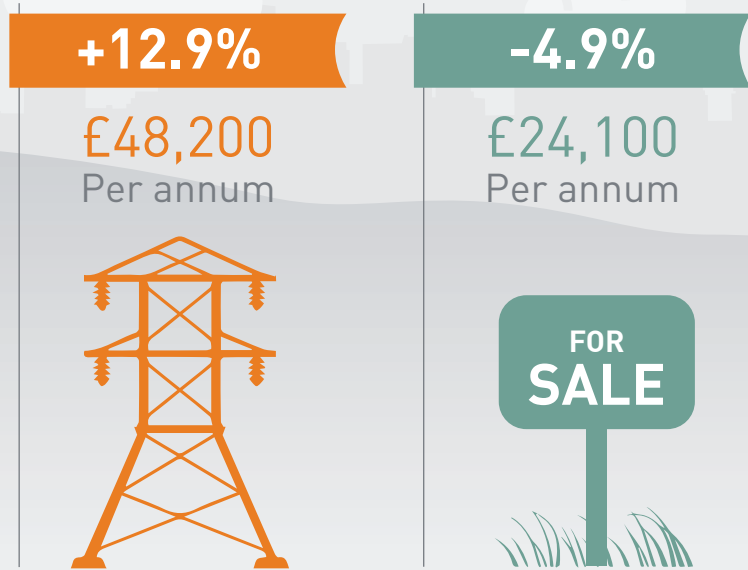


PAY LEAGUE 2014

SOUTH WEST

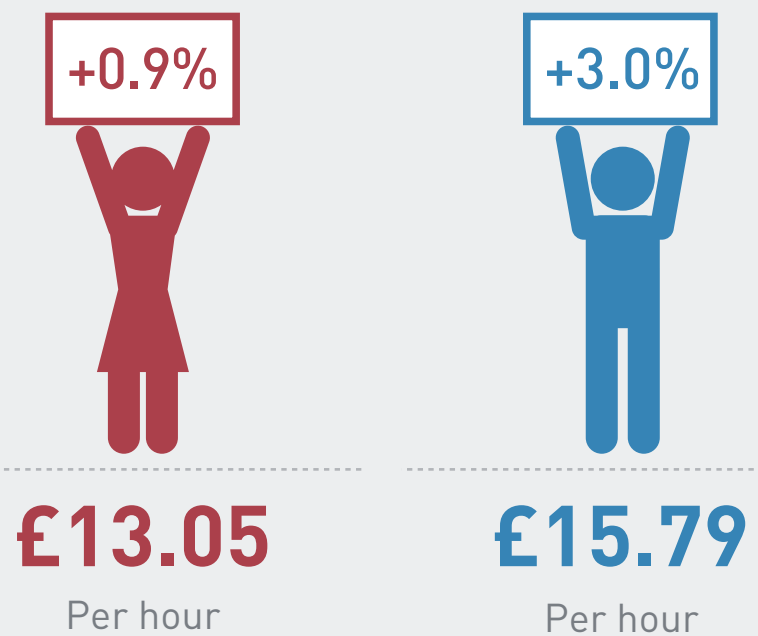
KEY FINDINGS

- East-West pay divide in the South West
- Energy sector workers are region's best paid
- Period of weakness in housing market hits workers in real estate sector



PAY BY GENDER

AVERAGE HOURLY PAY FOR FULL-TIME WORKERS



PAY LEAGUE 2014: SOUTH WEST

AVERAGE ANNUAL PAY

1	Bath and North East Somerset	£ 36,700
2	Tewkesbury	£ 32,100
3	Cheltenham	£ 30,600
4	North Somerset	£ 27,800
5	Stroud	£ 27,600
6	East Dorset	£ 26,300
7	South Gloucestershire	£ 26,200
8	Poole	£ 25,700
9	Cotswold	£ 25,400
10	Forest of Dean	£ 25,400
11	Swindon	£ 25,300
12	Wiltshire	£ 25,300
13	City of Bristol	£ 24,900
14	Christchurch	£ 24,900
15	Sedgemoor	£ 24,800
16	Bournemouth	£ 24,300
17	Taunton Deane	£ 24,100
18	Exeter	£ 23,900

19	West Dorset	£ 23,600
20	Mendip	£ 23,600
21	East Devon	£ 23,300
22	West Devon	£ 23,300
23	Gloucester	£ 22,900
24	South Somerset	£ 22,500
25	South Hams	£ 22,300
26	Plymouth	£ 22,200
27	Purbeck	£ 22,100
28	Weymouth and Portland	£ 22,100
29	Teignbridge	£ 21,700
30	Mid Devon	£ 21,500
31	North Dorset	£ 21,100
32	Cornwall	£ 20,900
33	North Devon	£ 20,700
34	West Somerset	£ 20,700
35	Torbay	£ 20,200
36	Torridge	£ 19,700

SOUTH WEST PAY MAP

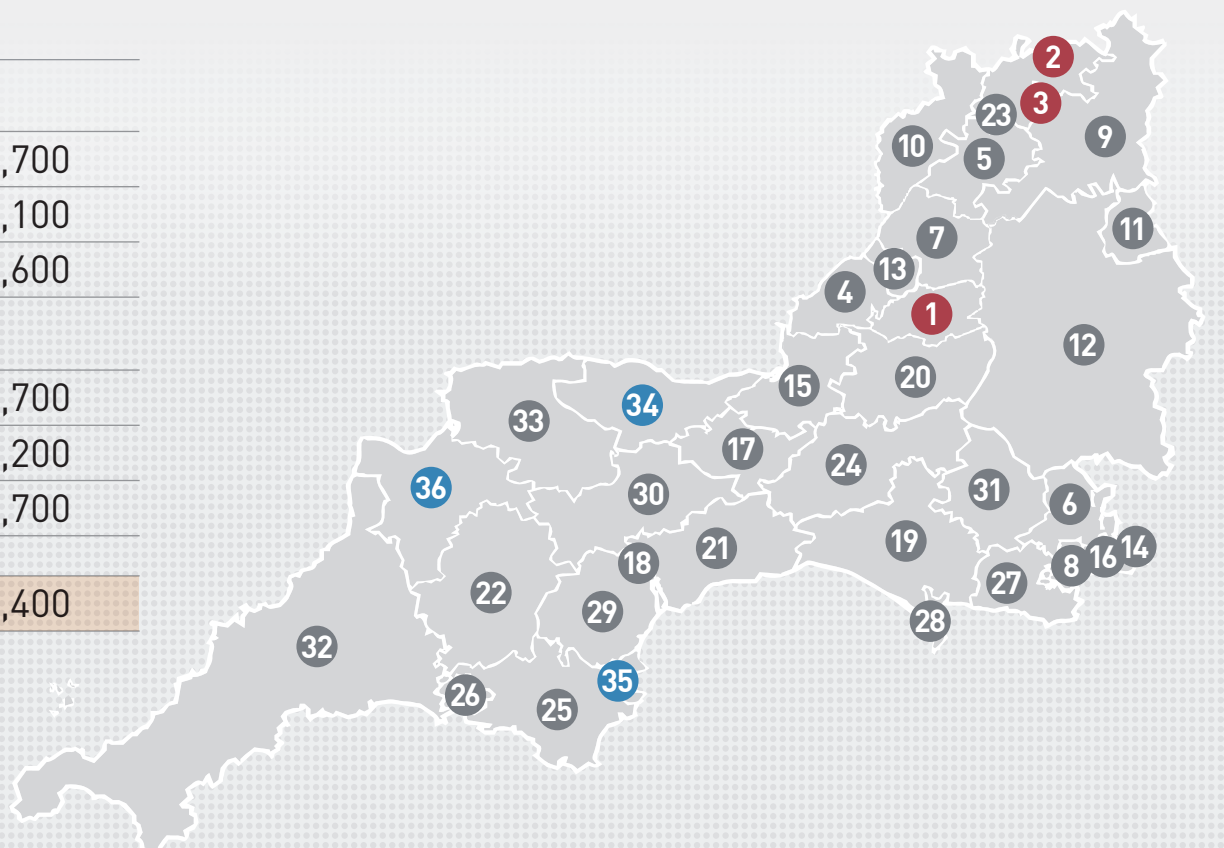
Top 3

1	Bath and North East Somerset	£ 36,700
2	Tewkesbury	£ 32,100
3	Cheltenham	£ 30,600

Bottom 3

34	West Somerset	£ 20,700
35	Torbay	£ 20,200
36	Torridge	£ 19,700

South West average		£ 24,400
--------------------	--	----------



Source: All data from the provisional 2013 Annual Survey of Hours and Earnings (ASHE), published by the ONS in December 2013 and available here: www.ons.gov.uk. All averages are means.