

UK ENGINEERING EMPLOYMENT OUTLOOK



ENGINEERING EMPLOYERS ANTICIPATE A NET EMPLOYMENT OUTLOOK OF 32%



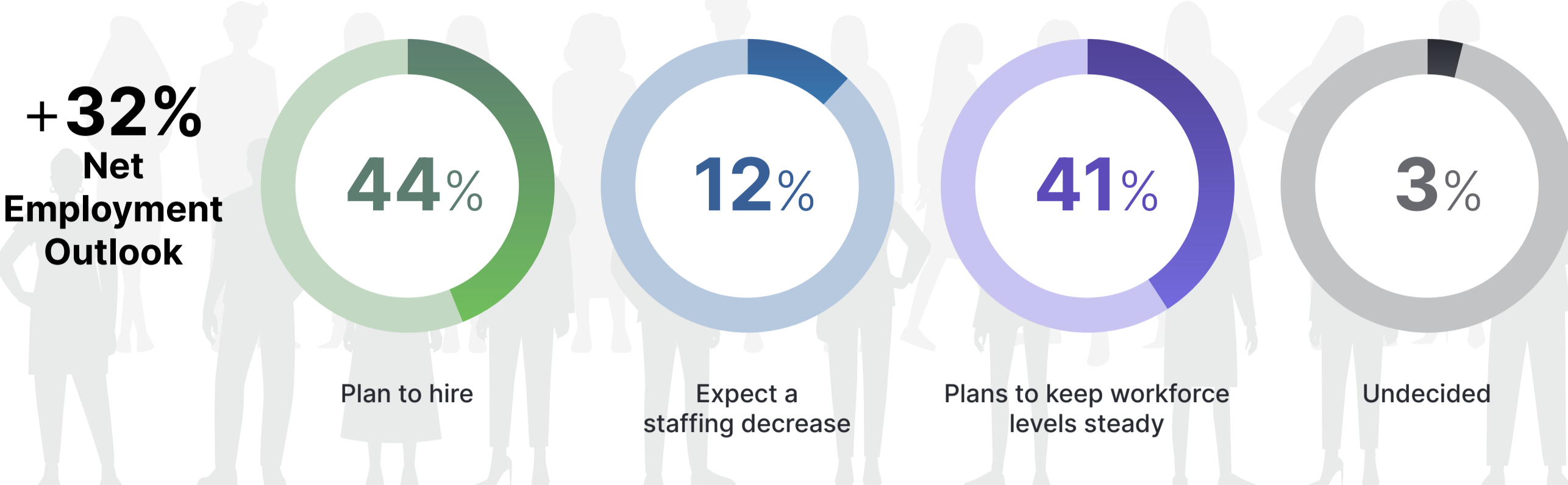
81% OF ENGINEERING EMPLOYERS ARE STRUGGLING TO FIND THE TALENT THEY NEED*



THE UK'S AVERAGE NET EMPLOYMENT OUTLOOK FOR Q4 IS 28%

*The 2024 UK Talent Shortage Survey

UK ENGINEERING NET EMPLOYMENT OUTLOOK FOR Q4 2024



UK ENGINEERING NET EMPLOYMENT OUTLOOK +32%

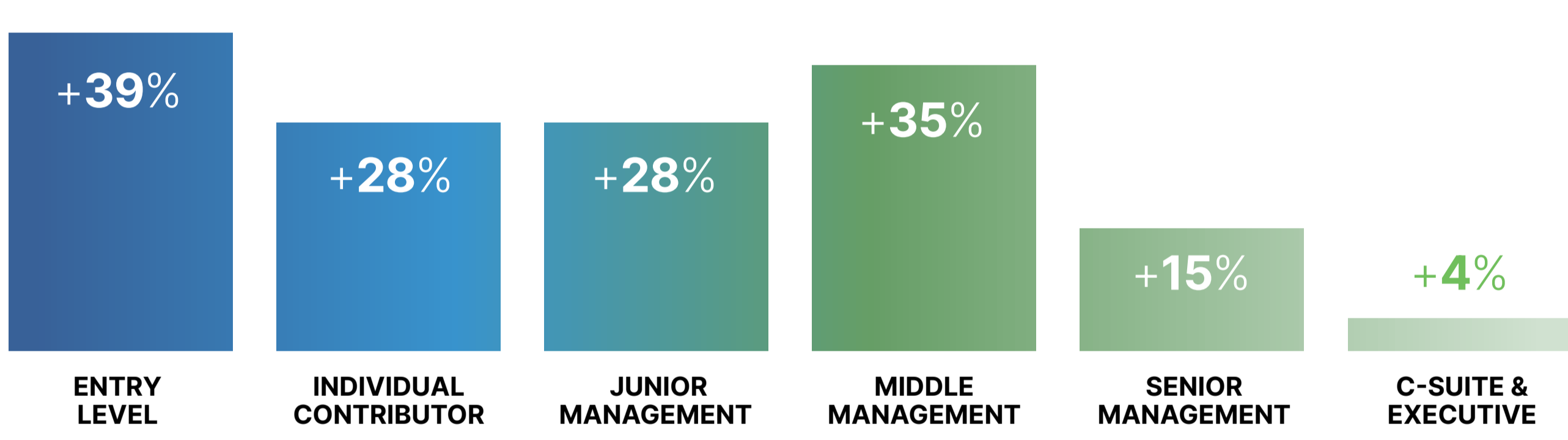


The Net Employment Outlook is derived by taking the percentage of employers anticipating an increased headcount in the next quarter, and subtracting the percentage that expect a decrease. A positive figure means that, on balance, more employers expect to add to their headcount than expect to reduce staff.

How many employees do employers expect to hire/lose?

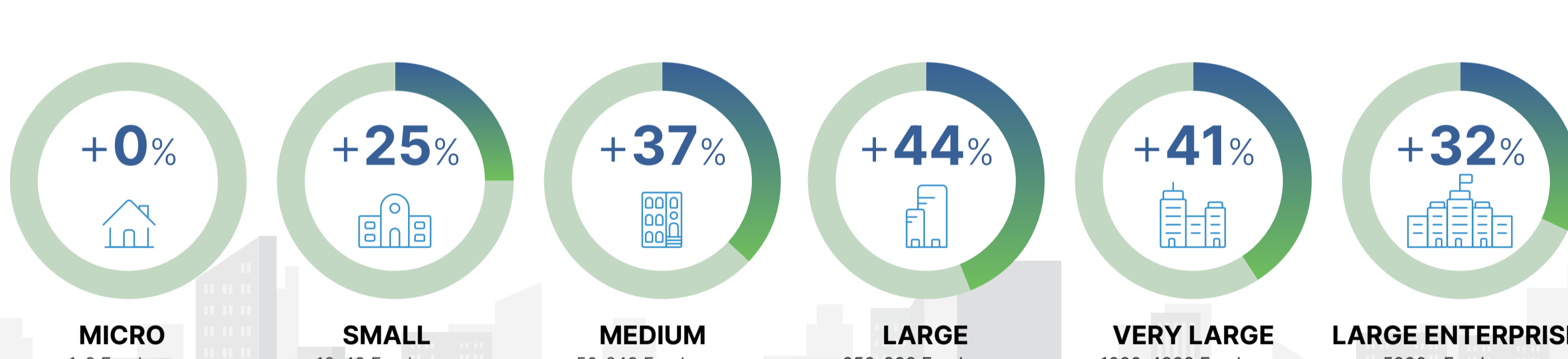


What levels of seniority are employers planning to hire?

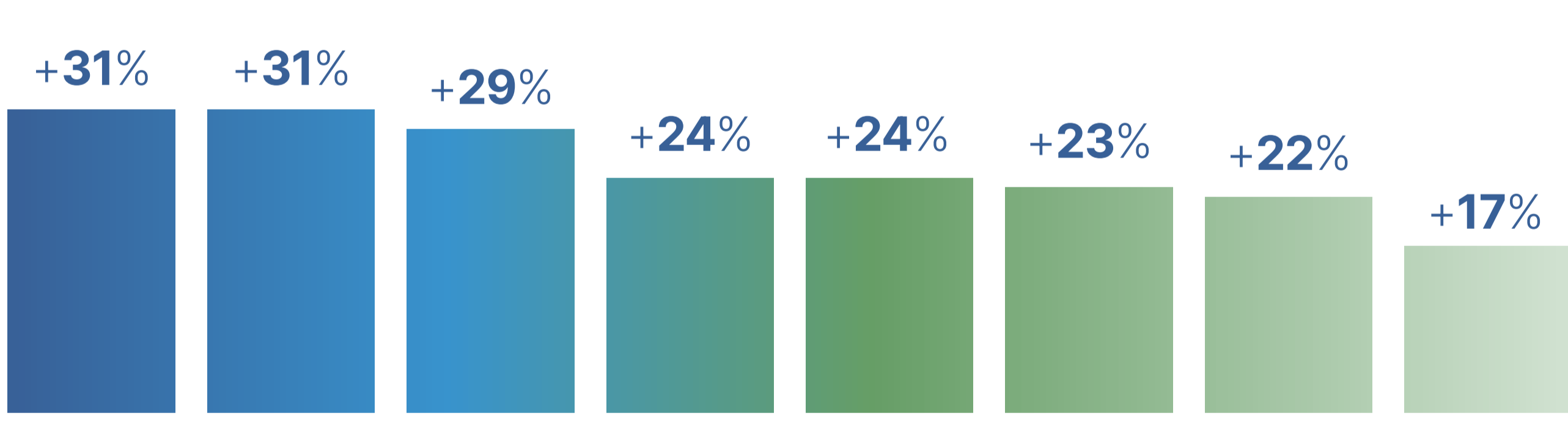


Questions were multiple choice. Employers may indicate more than one reason for hiring or seniority being hired.

NET EMPLOYMENT OUTLOOK BY BUSINESS SIZE



What is driving hires in Q4 2024?



Questions were multiple choice. Employers may indicate more than one reason for hiring or seniority being hired.

FIND THE TALENT AND SOLUTIONS YOU NEED

To discuss the MEOS results or explore how ManpowerGroup can help you find the talent and solutions needed to propel your organisation forward.

[CONTACT US TODAY >](#)

READ MORE FROM MANPOWERGROUP

Press Release: MEOS Q4 2024

[READ NOW >](#)

View full ManpowerGroup UK Employment Outlook Survey Q4 2024 online

[READ NOW >](#)

ManpowerGroup Talent Shortage Survey 2024

[READ NOW >](#)

To view past publications of the MEOS and related content [click here](#).

FREQUENTLY ASKED QUESTIONS >



ManpowerGroup

Follow us

